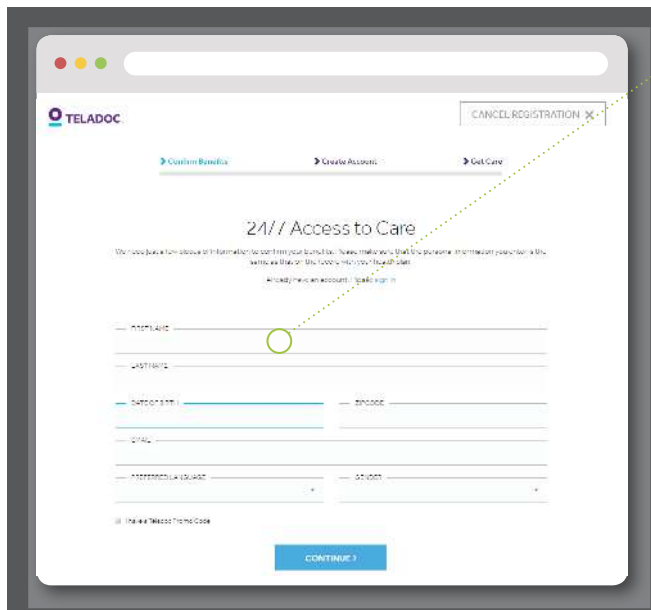




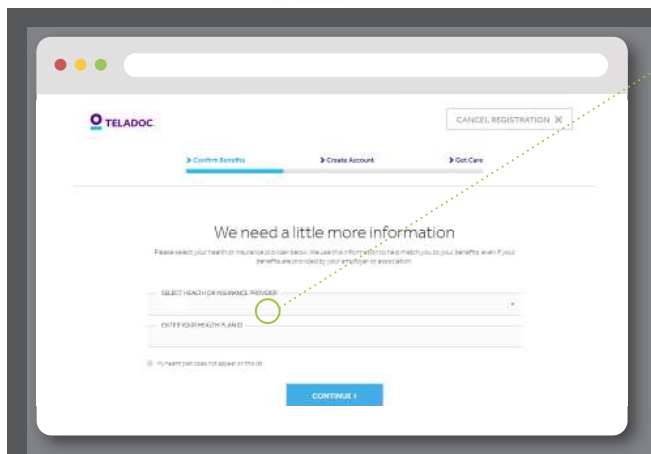
Get started with Teladoc

It's quick and easy to set up your account online. Simply visit the Teladoc® website, click **"Set up account,"** and then follow the instructions below.



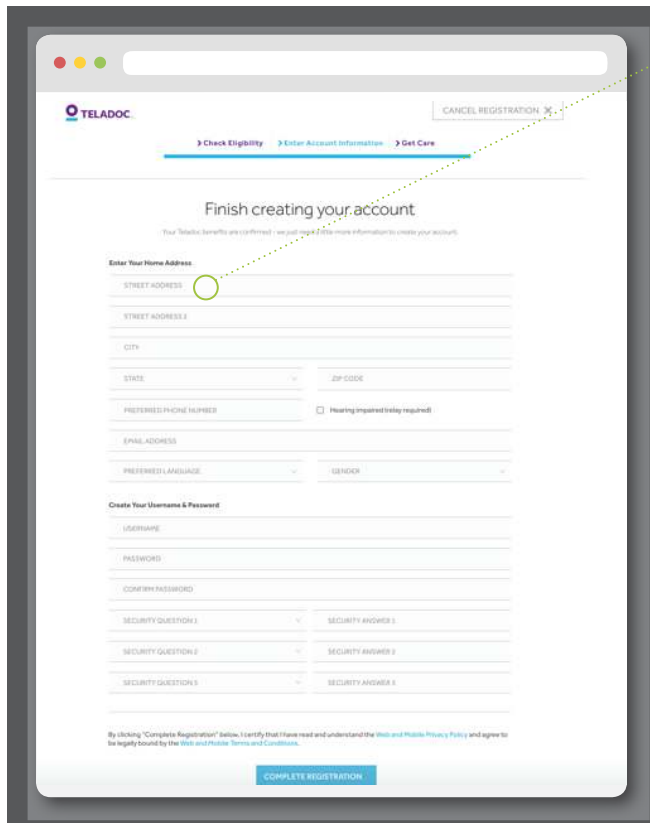
1. Confirm benefits

Provide some information about yourself to confirm your eligibility.



2. Select benefit provider

Pick your health plan from the drop-down menu and enter your health plan ID.



Finish creating your account

Your Teladoc benefits are confirmed - we just need a little more information to create your account.

Enter Your Home Address

STREET ADDRESS

STREET ADDRESS 2

CITY

STATE ZIP CODE

PREFERRED PHONE NUMBER ☐ Hearing impaired relay required

EMAIL ADDRESS

PREFERRED LANGUAGE GENDER

Create Your Username & Password

USERNAME

PASSWORD

CONFIRM PASSWORD

SECURITY QUESTION 1 SECURITY ANSWER 1

SECURITY QUESTION 2 SECURITY ANSWER 2

SECURITY QUESTION 3 SECURITY ANSWER 3

By clicking "Complete Registration" below, I certify that I have read and understand the [Web and Mobile Privacy Policy](#) and agree to be legally bound by the [Web and Mobile Terms and Conditions](#).

COMPLETE REGISTRATION

3. Create account

Enter your contact information, username, password, and security questions.

Set up your account today to get started

Visit [Teladoc.com](https://www.teladoc.com)

Call 1-800-TELADOC (835-2362) | Download the app  

Refer to your employee booklet at [umar.com](https://www.umar.com) for Teladoc benefits